

# **Interoperability**

**Travel faster and more conveniently  
using only one transponder**



# The service that makes your journey faster and more convenient, allowing you to use the same transponder at the electronic toll lanes of participating Greek motorways

**Interoperability** (GRITS/Greek Interoperable Tolling Systems) is a service provided free of charge by the participating road networks of Attiki Odos, Olympia Odos, Moreas, Aegean Motorway and Rion-Antirion Bridge, which allows you to use **the same transponder** at all electronic toll lanes of the participating motorways and making your journey to **Southern, Central** and **Northern Greece** a fast and convenient experience.

*The service may be extended to other motorways*

## Interoperability Network (GRITS)



# Interoperability in 4 steps

## 1 How do I choose a transponder?

Choose the transponder that best meets your needs, depending on where you live, the road network you use most often, as well as any discounts that may apply.



### Please remember that:

Each road network applies **its own commercial policy**. Any discount packages apply solely to the road network that provides them and only if the respective transponder is used.

**In case you have more than one transponder in the same vehicle, please choose only one to install at your windscreen and to use for your electronic transaction, keeping in mind the above requirements.**

## 2 How is my transaction charged?

Transaction charges depend on the **category** of your vehicle, as specified by the motorway you are travelling on, based on the **height** of the vehicle and the **number of its axles**.

### Please remember that:

In case you are traveling with a vehicle rack or anything else that may affect your vehicle's height (i.e. bike carriers, cargo carriers etc.):

- Use a manual toll lane to pay the corresponding toll fee and avoid any possible misclassification of your vehicle.
- If you use an electronic toll lane without height limiter, you will be charged toll fees corresponding to a higher vehicle category, as it is automatically recorded by the electronic system.
- You cannot use an electronic toll lane with height limiter (height restrictions apply).

(For height restrictions which apply on each road network, please refer to the table on the following page)





For more information regarding toll charges, please refer to the websites of the participating road networks.

## 3

## How do I recognize the electronic toll lanes?

## When approaching the toll station

Follow the signage of the electronic toll lanes according to your vehicle's category and height.


	Passenger cars	Trucks and Buses	All vehicles
	 		
<b>Attiki Odos</b>	Height $\leq$ 2.70m	(Roupaki Toll Station only) No height restriction	-
<b>Aegean Motorway</b>	-	-	No height restriction
<b>Gefyra</b>	Height $\leq$ 2.00m	(Trucks only) No height restriction	-
<b>Moreas</b>	-	-	No height restriction
<b>Olympia Odos</b>	Height $\leq$ 2.20m	No height restriction	No height restriction

## Please remember that:

The **setting** of the electronic toll lanes differs per toll station and, therefore, your timely attention to the signage is required in order to enter into the right toll lane.

## When entering the electronic toll lane

Special signage informs drivers of the transponders that may be used.



## 4

## How do I add credit to my account?

If you intend to make use of interoperability, please ensure that you have **sufficient credit** in your account before you set off for your journey.

Each transponder offers different ways of crediting your account, specifically:



- At the manual toll lanes of Attiki Odos
- At the Customer Service Centers of Attiki Odos
- At the Customer Service Centers of Moreas
- By phone, calling +30 210 668222 charging your credit/debit card
- Through the network of collaborating Banks/ Businesses (Alpha Bank, Eurobank, Postal Savings Bank, National Bank, Piraeus Bank, Carrefour, at selected petrol stations of Shell, EKO & BP)



- At the manual toll lanes of Aegean Motorway
- At the Customer Service Points of Aegean Motorway
- By bank deposit to the account of "Aegean Motorway S.A." at PIRAEUS BANK (only for companies & professionals)



- At the manual toll lanes of Rion-Antirion Bridge
- At the Customer Service Department of Rion-Antirion Bridge
- By bank deposit to the account of "GEFYRA S.A." at ALPHA BANK
- By phone, calling 26340 39010 & 11 charging your credit/debit card



- At the manual toll lanes of Olympia Odos
- At the Customer Service Points of Olympia Odos
- By bank deposit to the account of "Olympia Odos S.A." at ALPHA BANK

### Please remember that:

Crediting your account at a manual toll lane (payments in cash) or at a Customer Service Point (in cash or by credit/debit card) may only be effected at the road network where you obtained your transponder. Adding credit to your account via the distribution points (bank/ business) of each road network is only possible for the transponders of the specific network.

The electronic toll system is updated with your new balance:

- **In 1hr**, after payment **at the manual toll lanes** on the road network where you obtained your transponder.
- **Within a few hours**, for payments through **commercial distribution points**.
- **Within in 1 working day**, from the date of payment through the network of **collaborating banks**.

**For more  
information**

Kleidi

**THESSALONIKI**

KATERINI

LARISA

VOLOS

Raches

LAMIA

Antirio

**PATRA**

Rio

Elefsina

**ATHENS**

Koropi

KORINTHOS

TRIPOLI

Megalopoli

SPARTI

KALAMATA



[www.gefyra.gr](http://www.gefyra.gr)  
[www.gefyraepass.gr](http://www.gefyraepass.gr)  
**26340 39010 & 11**



**AEGEAN  
MOTORWAY S.A.**

[www.aegeanmotorway.gr](http://www.aegeanmotorway.gr)  
**2410 741440**



**ATTIKI ODOS**

[www.aodos.gr](http://www.aodos.gr)  
**210 6682222**

**MOREAS**

[www.moreas.com.gr](http://www.moreas.com.gr)  
**2710 562020**



**OLYMPIA  
ODOS**

[www.olympiaodos.gr](http://www.olympiaodos.gr)  
**22960 95555**